



NYS SRAE ORIENTATION

NYS DOH & ACT for Youth

July 30, 2019



Objectives

- Welcome to the NYS SRAE Initiative!
- Review of SRAE program components and scope
- Fiscal process and contact
- Introducing ACT for Youth
 - *TA structure*
 - *Training, evaluation and web resources*
- Implementation of evidence-based programs
 - *Licensed programs*
- Q & A

SRAE Providers: Introductions

- Bronx Care Health System
- Committee for Hispanic Children and Families
- Sunset Park Health Council
- Bronx Works
- New Alternatives for Children
- Brownsville Community Development
- Leadership Training Institute
- Hudson River Health Care
- Oswego County Opportunities
- Action for a Better Community
- Family Planning of South Central NY
- City of Rochester

Use phone/audio or chat!

SRAE Goals & Strategies

- Develop and enhance prevention programs aimed to delay onset of adolescent sexual activity
- Decrease adolescent pregnancy rates in priority communities
- Integrated model of evidence-based education and adult-supervised activities and opportunities for youth 10-13 years of age
- Parent/caregiver education

SRAE Components

Component 1

Evidence-based education: Project AIM, TOP, Making a Difference

Youth ages 10-13

Component 2

Youth development/adult-supervised activities

Same youth participate in component 1 and 2

Component 3

Parenting outreach and education

Other Characteristics


- EBPs cannot be delivered in school settings
- Integrate a trauma informed approach
- Identify young people's needs and make referrals to community services

Fiscal Process & Contact

Jacqueline Goddeau

Jacqueline.goddeau@health.ny.gov

PH: 518—473-4441



SRAE Support Center

*ACT for Youth Center for Community
Action*

*BCTR, Cornell University
Cornell University Cooperative Extension, NYC
University of Rochester Medical Center*

Director: Jane Powers

Evaluation

Mandy Jenny
Brian Vanessa

Technical Assistance

Jutta Heather
Michele Marisol

Communications: Karen

Research Synthesis: Mary

Administrative Coordination: Amy, Vanessa

Medical Resources: Dr. Taylor Starr

Defining Technical Assistance

A collaborative, relationship-based model of assistance and support designed to identify, select, or develop research-based solutions to address problems, needs, and goals

Proactive TA → Training events (training/webinar/e-course)

Reactive TA → Individual contact with TA Support Team

Proactive TA

- Monthly webinars
- Regional trainings (SRAE specific, CAPP & PREP)
 - Training of Educators for Evidence-Based Programs
- Online implementation course for SRAE
- Web pages/resources

Web Resources

The screenshot shows the ACT for Youth website interface. At the top left is the ACT for Youth logo. To the right is a search bar. Below the logo is a navigation menu with five items: Youth Development, Adolescence, Sexual Health, Publications and Events, and About Us. The main content area has a breadcrumb trail: Home > Sexual Health and Development > Supporting Adolescent Sexual Health > SRAE Initiative > SRAE Overview. On the left is a sidebar menu under 'Program Resources' with the following items: SRAE Initiative (highlighted), SRAE Overview (highlighted), Component 1: EBPs (with sub-items: Making a Difference, Project AIM, Teen Outreach Program), Component 2: Activities, and Component 3: Parenting Education. The main content area features the title 'Sexual Risk Avoidance Education Initiative' and a 'printer-friendly' link. Below the title is a paragraph: 'This section provides an overview and resources for SRAE providers in New York State.' At the bottom of the main content area is a map titled 'SRAE-funded projects' showing a map of New York State with a blue location pin near Rochester and other cities like Buffalo, Syracuse, Albany, and Saratoga Springs. The Green Mountain National Forest is also labeled on the map.

http://www.actforyouth.net/sexual_health/community/srae/



Evidence Based Programs

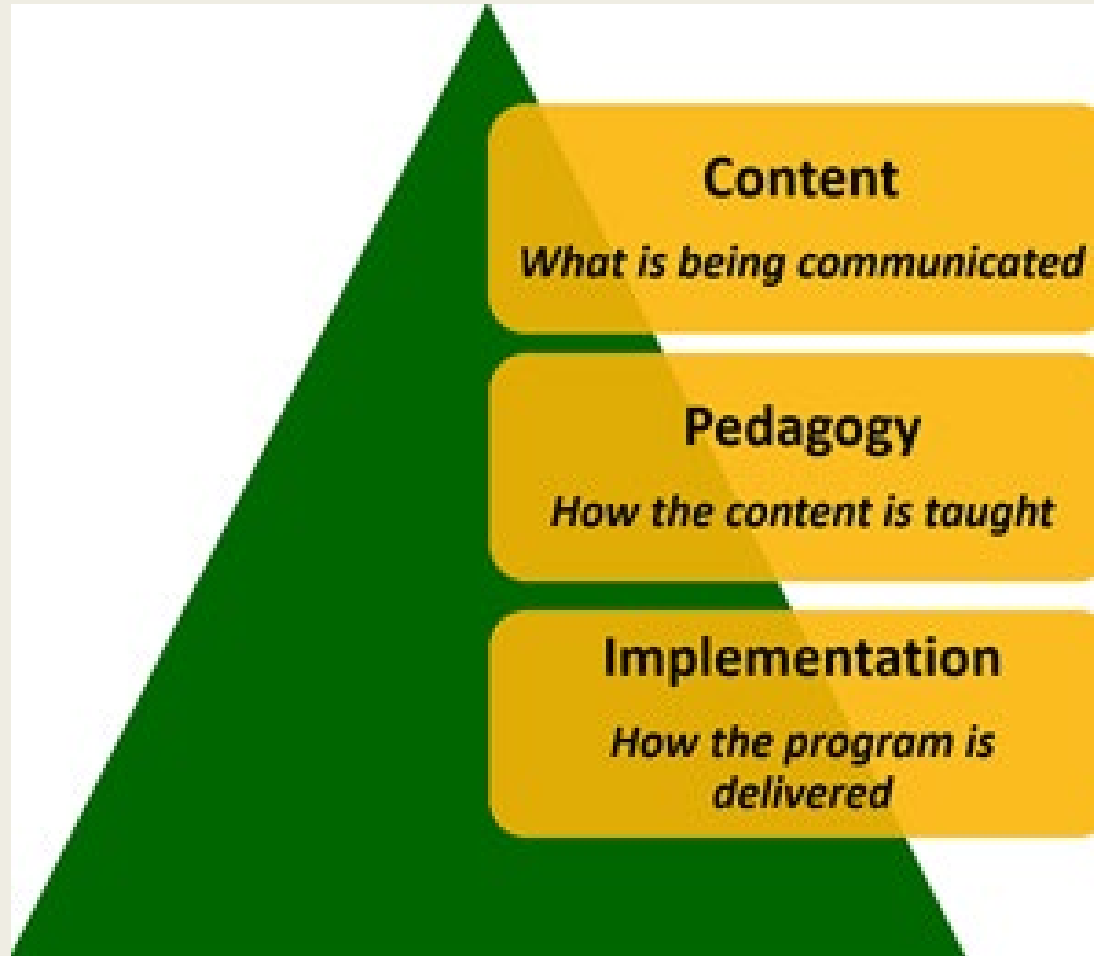
Making a Difference (7 providers)

Project AIM, licensed (3 providers)

Teen Outreach Program, licensed (2 providers)

These are programs that have been evaluated rigorously showing that the desired outcomes have been achieved as a result of the program.

The EBP Challenge



To obtain the desired outcomes, the program needs to be implemented with fidelity

= true to its core components

Training Dates

TOP– NYC - August 20-22

Project AIM – NYC - Sept 11-12

Making A Difference – Binghamton – Oct 2-3

Creating a Logic Model/Planning for Sustainability – NYC – Nov 21



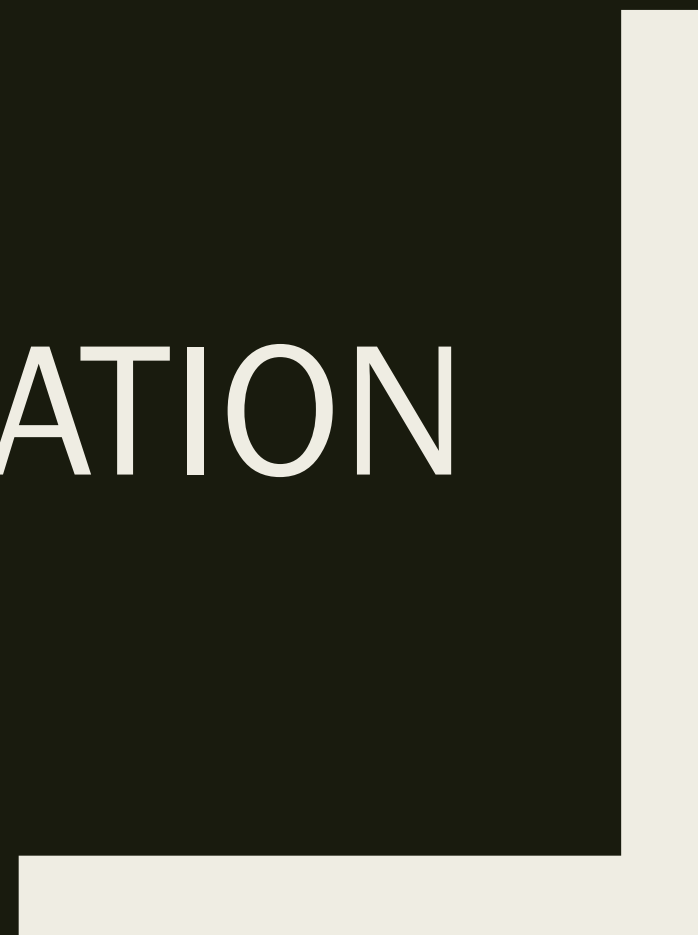
Reactive TA: TA Support Teams



TA Support Team Assignments



EVALUATION



SRAE Online Reporting System



Online portal for SRAE reporting

- Component 1: EBP Implementation
- Component 2: Adult-supervised activities
- Component 3: Parent education activities
- Biannual reports



Unique logins and passwords required

An overview:

http://www.actforyouth.net/sexual_health/community/srae/ors.cfm



Youth Development

Adolescence

Sexual Health

Publications and Events

About Us

[Home](#) > [Sexual Health and Development](#) > [Supporting Adolescent Sexual Health](#) > [SRAE Initiative](#) > SRAE Online Reporting System

Program Resources

SRAE Initiative

SRAE Overview

Component 1: EBPs

Making a Difference

Project AIM

Teen Outreach Program

Component 2: Activities

Component 3: Parenting Education

SRAE Shared Resources

SRAE Online Reporting System

SRAE Pre-Post Surveys

Enter ORS Information

SRAE Online Reporting System

printer-friendly

What is the online reporting system?

The SRAE online reporting system (ORS) is where you will document information about your SRAE project activities. You will also submit biannual reports through this portal.

Each educator and SRAE coordinator will have a unique log-in to gain access to the ORS. Contact [Amanda Purington](#) if you need a log-in created. When you have your log-in, access the ORS portal at this link:

www.actforyouth.net/sraereporting

Why should I use the ORS?

Use of the ORS is a requirement of your grant and is critical to performance management. Through the ORS, you and your technical assistance providers will be able to monitor progress toward certain goals. The ORS can also help you identify where and how you might be able to improve project effectiveness.

What information is collected?

An overview:

http://www.actforyouth.net/sexual_health/community/srae/ors.cfm

Program Resources

- SRAE Initiative
- SRAE Overview
- Component 1: EBPs
 - Making a Difference
 - Project AIM
 - Teen Outreach Program
- Component 2: Activities
- Component 3: Parenting Education
- SRAE Shared Resources
- SRAE Online Reporting System**
- SRAE Pre-Post Surveys

[Enter ORS Information](#)

SRAE Online Reporting System
printer-friendly

What is the online reporting system?

The SRAE online reporting system (ORS) is where you will document information about your SRAE project activities. You will also submit biannual reports through the ORS portal.

Each educator and SRAE coordinator will have a log-in to gain access to the ORS. Contact [Amanda Purington](#) if you need a log-in created. Once you have your log-in, access the ORS portal at this link:

www.actforyouth.net/sraereporting

Why should I use the ORS?

Use of the ORS is a requirement of your grant and is critical to performance management. Through the ORS, you and your technical assistance providers will be able to monitor progress toward certain goals. The ORS can also help you identify where and how you might be able to improve project effectiveness.

What information is collected?

Components 1 & 2 Data

Cycle: One full set of activities with a unique group of youth participants

Ideally includes component 1 & 2 activities





Components 1 & 2 Data

Record:

- Cycle setting, priority population reached, and dates of implementation
- Participant demographic characteristics and attendance
- Session details, including activities implemented and EBP adaptations




Components 1 & 2 Data

Remember:


- Enter data on a rolling basis
- Submit no more than 2 weeks after the end of a cycle
- Use short, unique cycle names

Component 3 Data



Record:

- Activity description
- Participant numbers and demographics



Component 3 Data

Remember:

- Enter data on a rolling basis
- Enter no more than 2 weeks after the activity

Biannual Reports

Verify:

- Components 1, 2, & 3 data are complete and accurate



Biannual Reports

Enter:

- Referrals
- Major accomplishments
- Successful strategies
- Barriers/challenges encountered
- Plans for revisions
- Training/technical assistance needs
- Staffing changes

